

# THE TABLE

A Passover Seder Dinner Guide



# PASSOVER

Intro

## *Shalom,*

Welcome to the table of the Lord's Passover! This special feast, representing deliverance and family salvation, has been remembered and celebrated by God's people, both Jew and Gentile, since the original Exodus from Egypt more than 3,500 years ago. The Passover Feast is so special that it was used by Jesus our Messiah to inaugurate and demonstrate the new covenant in his body and blood in Matthew 22:7-22, Mark 14:12-25, and Luke 22:14-20. As his bride, we eagerly await the time when we can partake with him and our world-wide family at the marriage supper of the Lamb (Revelation 19:6-9).

Many Gentiles are familiar with the act of communion and glean on the above passages to partake in that powerful demonstration. However, what many have missed along the way, is the very act of communion found here is actually rooted in Passover! The Lord's Supper found in these texts, was actually a Passover meal!

You are invited to participate in Passover, just as Jesus did with his disciples. **This dinner guide, typically referred to by the Jewish people as the Haggadah (Hebrew for, "the telling")**, is faithfully reproduced from thousands of years of Biblical and cultural traditions that will take you and your family through a meal that has twice changed the world forever. Every element, every prayer, and every blessing are designed to reveal God's amazing plan of deliverance and salvation, first for Israel, and then for the entire world.

All who are hungry, all who are thirsty, are welcome here. The table is set, so come, taste, and see that the Lord is good. Here you will experience that the Holy One of Israel who delivered his people from physical slavery with the blood of a lamb; he is also the Lamb of God who delivered the world from the slavery of sin, death, and the grave!

*"And when the hour came, he reclined at table, and the apostles with him. And he said to them, "I have earnestly desired to eat this Passover with you before I suffer. 16 For I tell you I will not eat it until it is fulfilled in the kingdom of God." And he took a cup, and when he had given thanks he said, "Take this, and divide it among yourselves. For I tell you that from now on I will not drink of the fruit of the vine until the kingdom of God comes." And he took bread, and when he had given thanks, he broke it and gave it to them, saying, "This is my body, which is given for you. Do this in remembrance of me. And likewise, the cup after they had eaten, saying, "This cup that is poured out for you is the new covenant in my blood" (Luke 22:14-20)*

## Why Do We Do This?

For over 3500 years, the Jewish people have been celebrating Passover: from wandering the desert to the time of the prophets, during the Babylonian captivity to the Roman destruction of the temple, and from the time of Jesus and his disciples until today... the people of God have always recounted the miracle of Passover.

In the Old Testament, the Lord commanded all Jews and foreigners living among them to observe the Passover feast forever (Exodus 12:17). From generation to generation, God wanted his family to remember that it was he alone who had delivered his people from bondage and made the children of Israel his own family.

Passover is the story of how God created a people for himself through redemption from slavery. It is also the fulfillment of a promise made to Abraham many years before when He said, "I will make you into a great nation, and through you, every family on earth will be blessed" (Genesis 12:2).

Today, all of God's family, both Jew and Gentile are invited to observe Passover by remembering his redemptive power and his saving grace!

## What Will We Be Doing?

In keeping Passover in accordance with Exodus 12:1-14, some of what we do is Biblical, and some is traditional. Remember that Passover, like all the feasts, as well as the Sabbath, are part of the strong spiritual cords that bound the Hebrew community together. Having a basic structure for celebrating these sacred times created a context of unity and agreement throughout the whole nation of Israel, regardless of where each family might be living. This became especially important during the time after the temple in Jerusalem was destroyed by the Romans in 70 A.D. The traditional ways of obeying the Lord's commandment to honor his sacred times have safeguarded the continuity and survival of the faith of the Hebrew people for thousands of years. The traditions themselves are ancient. Even before the days Jesus walked the earth, Jewish Rabbis created the religious order for the structure of the Passover Feast. Today,

the traditions observed in much of the modern Passover Seder are similar to the ones that were typically observed at the time of Jesus. (Seder, (pronounced say-der, means "order," as in "the order of the service.")

In addition to containing the Biblical account of the Passover, this book also includes prayers, blessings, songs, and commentaries. There have been thousands of different versions created over the centuries, and now we have one more - the one you hold right now! They all have similar key elements, but they each reflect the culture and practices of the Jews who celebrated with their regional traditions. So, listen, learn, eat, and enjoy this ancient story that is new with every telling, because the God who led Israel out of Egypt is the Lamb of the Passover at your table!

# PASSOVER

## Elements

# WHAT WILL WE NEED TO CELEBRATE?

*Note: If you don't have access to these items, be creative! Use something similar that you do have instead.*

**Two candles for the table**

**Two white linen clothes or hand towels**

**Wine or grape juice**

**Box of Matzoh** (purchase here)

**Lamb shank** (optional, but important for a visual)

**Parsley**

**Bowl of saltwater**

**A mixture of apple, honey, and nuts**  
(recipe)

**Horseradish**

**A Seder plate (can be any type of plate)**

**4**

## At Each Place Setting

1 cup of wine or grape juice that will be used 4 times

Dinner plate for prepared meal of choice

Passover dinner guide so all can follow along and participate. The leader or host of the night can add names to each of the blanks below to pre-assign sections so everyone feels a part and can participate

## Table Centerpiece

Two candles

Three sheets of matzoh wrapped in a white cloth or linen

One extra white cloth or linen

Bowl of saltwater

Bowl of water for handwashing/  
Towel for drying

Seder Plate or platter containing:  
Matzoh  
Parsley  
Horseradish  
Mixture of apple, honey and nuts  
Lamb shank



Before It All Begins

# Getting The Leaven Out

*In the first month you are to eat bread made without yeast, from the evening of the fourteenth day until the evening of the twenty-first day. For seven days no yeast is to be found in your houses. Nothing made with yeast. Wherever you live, you must eat unleavened bread. (Exodus 12:18, 20)*

A major observance during Passover and the Feast of Unleavened Bread is the removal of all yeast from the home and fasting from eating anything made with yeast for eight days. If this is not an option for you, you can also choose to simply remove it from your kitchen during this time as to not be wasteful.

God ordained the removal of yeast to be a part of this holiday to recall that the Jewish people left Egypt in great haste and did not have time for their bread to rise. Leaven is a symbol of

sin and a prideful heart that should always be avoided by God's people (see Matthew 16:6-12 and 1 Corinthians 5:7-8). This search for leaven is symbolic of our ongoing desire to remove hidden sin from our lives.

# PASSOVER

## Step 1: Lighting The Candles



*The Lord is my light and my salvation...*  
(Psalm 27:1)

**SPEAKER-\_\_\_\_\_:**

“Traditionally, the two candles represent the words ‘remember’ and ‘observe or keep’ that were used in Exodus 20:8 and Deuteronomy 5:12. We kindle the lights to separate this time as holy unto the Lord as we do on Shabbat. We also pray and invite the presence of the Lord into our homes as our special guest at the Feast.

**SPEAKER-\_\_\_\_\_:**

“Candle lighting is used to symbolically sanctify a time or event. Let us begin our celebration of Passover with the lighting of the candles.”

A

**ACTION: Now light the candles.**

*Note: Although anyone can light the candles, this honor is usually given to a woman, as it was through the seed of a woman (see Genesis 3:15 & Galatians 4:4), that the Messiah, the Light of the world, came to us.”*

**SPEAKER-\_\_\_\_\_:**

“Blessed are You Oh Lord our God, King of the Universe, who has given us Jesus the Messiah, the Light of the world, and in his name, we kindle the lights of Passover.”

# Urchatz

## Step 2: The Washing Of Hands (Urchatz)

*They shall wash their hands and feet so that they will not die. This is to be a lasting ordinance for Aaron and his descendants for the generations to come. (Exodus 30:21)*

**SPEAKER-\_\_\_\_\_:**

“Jesus humbled himself at his last Passover Seder by wrapping a towel around his waist and washing the feet of his disciples (see John 13:4). In like manner, let us now serve one another in the washing of our hands.”

A

### ACTION: Rinse Hands Together

*Note: You can fill a bowl with water and pass it around the table, as the water bowl and towel are passed, one person will hold the bowl as another dips their hands to wash. Or you may rinse your hands in another preferred method*

*Washing and emersions (baptisms) were a regular practice of personal purification for Israel during the time of the Holy Temple.*

## Step 3: The Seder Plate

*Who shall ascend the Hill of the LORD and  
who shall stand in His Holy place?  
He who has clean hands and a pure heart.  
(Psalm 24:3-4)*

### THE EXPLANATION OF THE SEDER PLATE

**SPEAKER-** \_\_\_\_\_:

“Passover is one of three feasts that God told us to observe as a “lasting ordinance” (Exodus 12:17). It is the part of the story of God’s redemption of a nation and the salvation of the world.”

“The elements on our Seder plate are used to help tell the story of Passover. We will experience each one as the celebration continues.”

Bitter herbs/Horseradish (Maror)  
Sweet apple mix (Charoset)  
Green spring vegetable/ Parsley (Karpas)  
Roasted lamb shank (Zeroa) Matzoh

## Step 4: Four Cups

### THE EXPLANATION OF THE FOUR CUPS AND FOUR PROMISES

**SPEAKER-** \_\_\_\_\_:

“The four cups represent the four promises God made to the people of Israel in Exodus 6:6-7.”

#### **ALL READ:**

“Therefore, say to the children of Israel: ‘I am the LORD: I will bring you out from under the burdens of the Egyptian’s; I will rescue you from their bondage; and I will redeem you with an outstretched arm and with great judgments. I will take you as My people, and I will be your God’ (Exodus 6:6-7)

**SPEAKER-** \_\_\_\_\_:

“Each of the four cups has a unique name and place during the meal.”

1. The Cup of Sanctification: “I will bring you out from under the burdens of the Egyptians.”
2. The Cup of Plagues: “I will rescue you from their bondage.”
3. The Cup of Redemption: “I will redeem you with an outstretched arm and with great judgments.”
4. The Cup of Praise: “I will take you as my people, and I will be your God.”



# Kiddush

## Step 5: **The Cup of Sanctification (The Kiddush)** — 1st Cup

*I AM the LORD and I will bring you out from under the burdens of the Egyptians.*  
(Exodus 6:6)


**SPEAKER-** \_\_\_\_\_:  
"Blessed are You, O Lord our God, King of the Universe, who creates the fruit of the vine."



**ACTION:** All drink from the first cup

*Note: Kiddush , which means holiness, is the prayer over wine (or grape juice) that sanctifies Shabbat and holidays.*

I have come down to rescue them from the hand of the Egyptians and to bring them up out of that land. (Exodus 3:8)



# Karpas



## Step 6: The Parsley (Karpas)

### ALL READ:

“The LORD said, “I have indeed seen the misery of my people in Egypt. I have heard them crying out because of their slave drivers, and I am concerned about their suffering” (Exodus 3:7)

### SPEAKER- \_\_\_\_\_:

“Blessed are You, O Lord our God, King of the Universe, who creates the fruit of the earth.”

A

**ACTION:** take a sprig of parsley- dip it into the saltwater and partake together notice the saltiness and remember the tears of a broken heart

*Note: Although any green leafy vegetable may be used here, parsley is often used to signify spring, new life, and the time of year for the Passover Feast. It is dipped in saltwater to represent our many tears as we remember the hopelessness of a life in slavery. In Egypt, there was great suffering, and the children of Israel shed many tears.*

You keep track of all my sorrows. You have collected all my tears in your bottle... (Psalm 56:8)

“...And God will wipe every tear from their eyes.”(Revelation 7:17)



# THE READING OF THE STORY (Maggid)

# PASSOVER

## Step 7: The Reading of the story (Maggid)

*In the days to come, when your son asks you, "What does this mean?" Say to him, "With a mighty hand the Lord brought us out of Egypt, out of the land of slavery." (Exodus 13:14)*

A

### ACTION: Take Turns Reading portions of the story aloud.

#### **SPEAKER-\_\_\_\_\_:**

I will start my story at the beginning, where every good story should start. Our father Jacob had twelve sons, but the one who was most special to him was Joseph, the son of his beloved wife, Rachel. He was a good boy, kind to his brothers and loving to his parents; he was also sensitive to the spirit of the Lord in dreams, visions, and the interpreting of them. The problem was, not all his brothers appreciated his dreams and interpretations, and so one day, while they were all far from their father's tent, they beat up their brother Joseph and sold him to some passing merchants on their way to Egypt. Although this was an evil and horrible thing to do to your own brother, the Lord had a big plan for Joseph's life.

Joseph became a slave in the house of a very wealthy man, but once again, a jealous and wicked person sent him to prison for many years. Not to fear because the presence of God in Joseph caused him to prosper even in jail, and he wound up in charge of the very prison that held him captive. Through time, and his faith in YHWH, Joseph was released from prison and became the master not only of the prison but the entire nation of Egypt. Joseph was so wise that he saved the whole country from a devastating drought, and so the Pharaoh told Joseph to bring his whole family to live with him in Egypt. Pharaoh gave them their own city to live in, called Goshen, and there they lived and thrived for hundreds of years.

#### **SPEAKER-\_\_\_\_\_:**

Was this the happy ending I promised just a minute ago? Well, yes and no. You see, after quite a few years, there arose a Pharaoh who didn't

remember Joseph and all the good things he had done for his country. At the same time, Joseph's small family had grown to hundreds of thousands of people, and while they lived happily in Egypt, they were still foreigners, they were still Israelites, the people of YHWH. They didn't worship the many gods of the Egyptians, and Pharaoh thought they might become dangerous if they turned against their Egyptian hosts in a time of war. So, Pharaoh had every Israelite arrested, and he ruled over them as slaves. Every day the Israelites were pressed to work long hard hours in the hot sun, making bricks and building Pharaoh's cities and pyramids. The good times had come to a screeching halt.

For more than 400 years, the children of Israel worked and died as slaves of Egypt. They cried out to the God of Abraham, Isaac, and Jacob for help, and then one day, help came. Who was this deliverer, and what was his name? Some eighty years before, this man was a baby Israelite who was sentenced to death by drowning in the Nile River. But by God's grace, he was adopted by the Pharaoh's daughter and given the name Moses. At the age of forty, Moses killed an Egyptian guard and ran for his life to a place called Midian. There he married, and for forty more years, he looked after his family's flocks and herds. One day while out on a mountainside, the Lord appeared to him in a burning bush and said, "I am sending you back to Egypt because I have heard the cries of my people. Return to Egypt and tell the Pharaoh, 'This is what the God of the Israelites says, Let my people go so they may worship me'" (see Exodus 9).

**SPEAKER-\_\_\_\_\_:**

As you might imagine, Pharaoh was not impressed with Moses or his brother Aaron, and told them many times that he would never let the people of God go free. So, with a mighty arm and many miraculous signs and wonders, the God of Israel fought against the false gods of Egypt. The Egyptians worshiped the Nile River, so YHWH turned it to blood; they worshiped frogs, so he sent so many frogs that they were filling their beds; they worshiped the sun as a god, so YHWH blotted it out of the sky. They couldn't even see the hand in front of their face. The Egyptians worshiped cows, so YHWH sent disease, and they died. Finally, they worshiped Pharaoh as a god, and so the final judgment was handed down.

The Lord spoke to Moses to tell all the Israelites to take a lamb for every house, cook it and eat it that night and get ready to leave Egypt. But before you close your door for the night, take the blood of the lamb and place it on the doorposts and on the lentils of every home that worships God. Why? Because that very night, the Angel of the Lord will pass through the entire land of Egypt and any house without the blood of the lamb on the door, he will kill the firstborn son. No matter what you hear, or how terrible the sound, DO NOT OPEN YOUR DOOR. It was a terrible night for sure. Every Egyptian home lost a son that night, including Pharaoh himself. When the sun came up the next morning, the sound of weeping and wailing for the dead was heard all across the land. But in Goshen, there was only the sound of packing bags to leave this human-made prison forever.

**SPEAKER-\_\_\_\_\_:**

As they left their "homes" for the last time as slaves of Egypt, they were filled with wonder and excitement. They were amazed at the power and greatness of their God, and yet they were saddened at the suffering of the people who worshiped the gods who were no gods at all. As they walked away from Egypt to the freedom they had only dreamed about, someone said they heard Moses cry out in a loud voice, "Sh'ma Yisrael, Adonai Eloheinu, Adonai echad, "Hear O Israel, the Lord our God, the Lord alone!"

# Matzoh

## Step 8: **The Matzoh** — Question #1

**SPEAKER- \_\_\_\_\_:** (traditionally a child):  
“On all other nights, we eat either leavened bread or matzoh. Why, on this night, do we eat only matzoh?”

**SPEAKER- \_\_\_\_\_:**  
“On all other nights, we eat bread with yeast, but on Passover, we eat only matzoh. This is to remind us of the quick departure from Egypt and how there was no time to wait for the bread to rise.”

A

### **ACTION:** The Leader lifts up the Matzoh

**ALL READ:**

“This is the bread of affliction. Let all who are hungry come and eat. Let all who are in need come and share the Passover meal.”

**SPEAKER- \_\_\_\_\_:**

“Notice the matzoh. It is pierced, bruised, and striped. This reminds us of the words of the prophet Isaiah when he spoke about the Messiah: ‘But he was pierced for our transgressions; he was bruised for our iniquities; the punishment of our peace was upon him; and with his stripes we are healed’ (Isaiah 53:5).”

*And they baked unleavened cakes of the dough which they had brought out of Egypt for it was not leavened, because they were driven out of Egypt and could not wait, nor had they prepared provisions for themselves. (Exodus 12:39)*



Step 9:

# Breaking of the Matzoh

*Unless you eat my flesh and drink  
my blood you have no part with me.  
(John 6:53)*

At the Passover table, there are three matzoh ‘loaves’ that are wrapped together in a special pouch as a ‘unity of three’ and placed at the head table.

Now, something very special and mysterious is done with the loaves. The middle sheet of matzoh is removed from the other two and broken in half. One part remains on the table to be used during the meal, but the other half is wrapped in a white linen cloth and hidden away or “buried.” It is given a new name, afikomen which means “I will come again.” It returns after dinner as the dessert and is “redeemed” or purchased back to the table with

pieces of silver. The Hebrew word for this action is called tzafun meaning “hidden or concealed.” This act is performed in every Jewish home during the Passover and has been done this way for many generations.

A

**ACTION:** The Leader removes the middle sheet, breaks it in half, wraps it in the extra cloth and hides it somewhere in the house

**SPEAKER-** \_\_\_\_\_:

“Everyone please take a piece of matzoh in your hand and hold it up before the Lord.”

“Blessed are You, O Lord our God, King of the Universe, who brings forth bread from the Land.”

A

**ACTION:** All partake of the matzoh

# Maror

## Step 10: **Bitter Herbs- Horseradish (Maror)** — Question #2

**SPEAKER- \_\_\_\_\_:** (traditionally a child):  
“On all other nights, we eat all kinds of herbs. Why, on this night, do we eat only bitter herbs?”

**SPEAKER- \_\_\_\_\_:**  
“On all other nights, we eat all kinds of vegetables, but on this night, we eat only bitter herbs to remind us how terrible life was as slaves.”

**ALL READ:**  
“The Egyptians came to dread the Israelites and worked them ruthlessly. They made their lives bitter with hard labor in brick and mortar and with all kinds of work in the fields” (Exodus 1:13-14).

**SPEAKER ACTION:**  
Take a piece of matzoh and dip it into the bowl of bitter herbs

**SPEAKER- \_\_\_\_\_:**  
“Blessed are You, O Lord our God, King of the Universe, who commanded us to eat bitter herbs.”

A

**ACTION: All partake of the bitter herbs-horseradish (maror)**

*Note: It is quite likely that Jesus told the disciples that one of them would betray him at this point in the Passover Seder; the one who dipped his bread in the bowl with him.*





# Charoset

Step 11:

**Sweet Mixture (The Charoset)**

— Question #3



symbolizes the  
mortar and bricks  
that were used to  
build cities  
for Pharaoh

**SPEAKER-** \_\_\_\_\_ (traditionally a child):  
“On all other nights, we do not dip our vegetables  
even once. Why, on this night, do we dip them  
twice?”

**SPEAKER-** \_\_\_\_\_:  
“On all other nights we do not dip our vegetables,  
but tonight we dip them twice. We already dipped  
the parsley in the saltwater, and now we dip into  
the mixture (charoset). This mixture or charoset  
symbolizes the mortar and bricks that were used to  
build cities for Pharaoh.”

**A**

**ACTION:** All partake of sweet mixture of  
apples, honey and walnuts (the charoset)

# PASSOVER

## Step 12: Relaxing at the table

Question #4

*I will rescue you from being slaves.*

(Exodus 6:6)

**SPEAKER-** \_\_\_\_\_: (traditionally a child):  
“On all other nights, we eat sitting. Why on this night, do we eat reclining or in a relaxed manner?”

**SPEAKER-** \_\_\_\_\_:  
“On all other nights, we eat sitting up, but on this night, we recline or relax at the table. The first Passover was eaten in haste while we were still slaves, but tonight, we recline and relax as free people.”

**ALL READ:**  
“This is how you are to eat it: with your cloak tucked into your belt, your sandals on your feet and your staff in your hand. Eat it in haste; it is the Lord’s Passover” (Exodus 12:11).

## Step 13: The Cup of Plagues

2nd Cup

**SPEAKER-** \_\_\_\_\_:  
“The second cup, also called the Cup of Judgment, is remembered after reciting the plagues and judgments brought down on the Egyptians. We do not drink from this cup, but it is instead slowly diminished by dipping your finger in the cup. The contents of the cup are placed on your plate with your finger as you name each of the plagues, drop-by-drop. A full cup is a sign of joy, and by reducing it, we recall the pain and suffering of worshipping false gods.”

**ALL READ:**  
“And the Egyptians will know that I am the LORD when I stretch out my hand against Egypt and bring the Israelites out of it” (Exodus 1:4-5)  
build cities for Pharaoh.”

*Note: Each plague was specifically directed against one of the gods of Egypt. Death of the firstborn can be seen as harsh until you remember that eighty years before the Passover, Pharaoh took the lives of all the baby boys in EVERY Jewish home! The Nile turned red as the blood of the babies cried out; the sun was darkened because the one who created it placed his hand over it, and Pharaoh’s house felt the pain of loss as he discovered that he was no god at all.*

A

**ACTION:** Dip your finger into the cup and allow a drop to drop onto your plate as you read each plague together.

**1 Blood**  
Dahm

**2 Frogs**  
Tz'far-dei-ah

**3 Lice**  
Kee-neem

**4 Gnats**  
Ah-rov

**5 Cattle Disease**  
Deh-ver

**6 Boils**  
Sh'cheen

**7 Hail**  
Ba-rad

**8 Locusts**  
Ar-beh

**9 Darkness**  
Cho-shech

**10 Death of the 1st Born**  
Ma-kat B'cho-rot

# PASSOVER

## Step 14: The Three Ancient Symbols

The Lamb, The Matzoh, and the Bitter Herbs

**SPEAKER- \_\_\_\_\_:**

“Rabbi Hillel is a famous Rabbi in history who was the grandfather of Rabbi Gamaliel, teacher of the Apostle Paul as mentioned in Acts 22:3. It was Rabbi Hillel who taught that the lamb, the matzoh, and the bitter herbs must be mentioned to teach the meaning of Passover. We have already discussed the matzoh and the bitter herbs, but now we discuss the lamb.”

“The shank bone on the Seder plate reminds us of the lamb that was sacrificed and the blood on our doors that marked us as the Family of God. It also reminds us that without the shedding of blood, there is no forgiveness of sins. Without the blood of the Lamb of God and his covenant with us, we are lost, without hope in the world.”

**ALL READ:**

“The animals you choose must be year old males without defect, and you may take them from the sheep, or the goats. Take care of them until the fourteenth day of the month, when all the people of the community of Israel must slaughter them at twilight. Then they are to take some of the blood and put it on the sides and tops of the door frames of the houses where they eat the lambs” (Exodus 12:5-7).

“The blood will be a sign for you on the houses where you are; and when I see the blood, I will pass over you. No destructive plague will touch you when I strike Egypt.” (Exodus 12:13)

*Note: While the priests were examining the Passover lambs of Bethlehem in the temple, Jesus (born in Bethlehem) was being examined by the High Priest and Pontius Pilate, the magistrate of Rome. Pilate declared that he found no fault or 'defect' in Him, and Caiaphas said He should be destroyed. While the lambs were being slaughtered in the temple, the Lamb of God was hung on a tree outside the city gates to be a sacrifice for all humanity.*



Step 15:

# DINNER TIME

*Note: Now is the appointed time to take a break and enjoy the carefully prepared meal. We will return after dinner to complete our Seder with the most important elements; we've saved the best for last!*

# PASSOVER

## Step 16: Redeemed Matzoh (Afikomen)

Following the meal, it is time for the redemption of the Afikomen. At this time, the children or designated people search the house to find the hidden matzoh wrapped in linen. The one who finds it must bring it back to the leader so it can be purchased back – redeemed. The leader grants the one who finds it, pieces of silver. You can use a quarter, dime, nickel or any other item like this as a visual.

**SPEAKER- \_\_\_\_\_:**

“The Afikomen is often thought to be the Greek word for “dessert,” to be eaten at the end of the meal. But

there is another Greek word, so similar that some believed it to have been the original intent. The word is epikomen-os, meaning, “the one we have waited for, in the fullness of time, has arrived.”

“Jesus’ last Passover on earth was held in Jerusalem, hours before he became the Passover Lamb. As the meal was ending, just as ours is now, He shared the Afikomen, drank of the Cup of Redemption and sang the Hallel (Psalms 113-118).”

A

**ACTION: take a piece of matzoh from the table and share it all around as he did**

**SPEAKER- \_\_\_\_\_:**

“Blessed are you, O Lord our God, King of the Universe who brings forth bread from the Land.”


“This is my body, given for you. Take and eat it all of you.”

(Matthew 26:26)

A

**ACTION: All partake and receive the body of the Messiah, the lamb of God who takes away the sins of the world**

*Note: As recorded by Matthew above and also by Luke in chapter 22, after dinner, Jesus took bread, he blessed it, and broke it, and gave it to his disciples. But what bread? There was matzoh all over the table by now. He took the Afikomen, the special loaf that had been removed from the other two at the beginning of the meal; it was broken and wrapped in linen, hidden away, and received a name, Afikomen, “I will come again.” This is the bread that He chose to represent His body, striped, pierced and bruised, wrapped and buried, and returns at the end of time.*



## Step 17: Cup of Redemption

3rd Cup

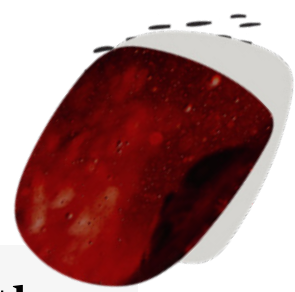
*"I will redeem you with an outstretched arm."*

(Exodus 6:6)

**SPEAKER-** \_\_\_\_\_:

"In the same way after the supper, He took the cup, saying, 'This cup is the new covenant in my blood which is poured out for you.'" (Matthew 26:27)

"Blessed are You, O Lord our God, King of the Universe, Who creates the fruit of the vine."



A

**ACTION:** Receive the Cup of Redemption, the cup of the new covenant in Jesus' blood.

**ALL READ:**

"I will lift up the cup of salvation and call on the name of the LORD" (Psalm 116:13).

**SELAH (pause):**

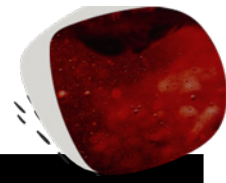
This is a good time to pause and give thanks to God, who has redeemed us, delivered us, and fulfilled his promise to make us his family, Jew and Gentile, through the blood and body of our blessed Messiah and King, Jesus Christ."

*Note: The word Selah is of Hebrew origin.*

*Selah is likely to mean "to praise" or "pause and reflect upon what has just been said. To Ponder.*



# PASSOVER



4th Cup

## Step 19: Cup of Praise

**SPEAKER- \_\_\_\_\_:**

“I will take you as my own people and I will be your God” (Exodus 6:7).

“For I tell you that from now on I will not drink of the fruit of the vine until the kingdom of God comes.” (Luke 22:18)

“We lift this fourth cup in praise to God for His completed work of redemption when the yoke of slavery was broken. The people of the Great King were set free to be the family of God. This is also

the cup which Jesus will drink anew with us when he returns to judge the nations and establish his throne in Jerusalem, and to celebrate the marriage supper of the Lamb (Revelation 19:6-9).”

“Blessed are You, O Lord our God, King of the Universe, who creates the fruit of the vine.”



## ACTION: All partake of the cup

## Step 20: SONGS OF THANKSGIVING

**SPEAKER- \_\_\_\_\_:**

PSALMS 136:1-15, 26  
The Great Hallel

**SPEAKER:** “Give thanks to the LORD, for He is good.”  
**ALL READ:** “His love endures forever.”

**SPEAKER:** “Give thanks to the God of gods.”  
**ALL READ:** “His love endures forever.”

**SPEAKER:** “Give thanks to the Lord of lords. To Him Who alone does great wonders.”  
**ALL READ:** “His love endures forever.”

**SPEAKER:** “Who by His understanding made the heavens. Who spread out the earth upon the waters!”  
**ALL READ:** “His love endures forever.”

**SPEAKER:** “Who made the great lights. The sun to govern the day. The moon and stars to govern the night.”

**ALL READ:** “His love endures.”

**SPEAKER:** “To Him who struck down the firstborn of Egypt. And brought Israel through the midst of them. With a mighty hand and outstretched arm.”  
**ALL READ:** “His love endures forever.”

**SPEAKER:** “To Him who divided the Red Sea asunder. And brought Israel through the midst of it.”  
**ALL READ:** “His love endures forever.”

**SPEAKER:** “Give thanks to the God of Heaven.”  
**ALL READ:** “For His love endures forever.”



## Step 20: DAYENU

**SPEAKER- \_\_\_\_\_:**

“Had God brought us out of Egypt & not divided the sea for us.”

ALL READ: “It would have been enough for us!” (“Dayenu!”)

**SPEAKER:** “Had God kept us for forty years in the desert & not fed us with manna.”

ALL READ: “It would have been enough for us!” (“Dayenu!”)

**SPEAKER:** “Had God divided the sea & not permitted us to cross on dry land.”

ALL READ: “It would have been enough for us!” (“Dayenu!”)

**SPEAKER:** “Had God fed us with manna & not given us the Sabbath.”

ALL READ: “It would have been enough for us!” (“Dayenu!”)

**SPEAKER:** “Had God given us the Sabbath & not led us to Mount Sinai.”

ALL READ: “It would have been enough for us!” (“Dayenu!”)

**SPEAKER:** “Had God built for us the Temple & not sent us prophets of truth.”

ALL READ: “It would have been enough for us!” (“Dayenu!”)

**SPEAKER:** “Had God led us to Mount Sinai & not given us the Torah.”

ALL READ: “It would have been enough for us!” (“Dayenu!”)

**SPEAKER:** “Had God given us the Torah & not led us into the Land of Israel.”

ALL READ: “It would have been enough for us!” (“Dayenu!”)

**SPEAKER:** “Had God sent us prophets of truth & not made us a holy people.”

ALL READ: “It would have been enough for us!” (“Dayenu!”)

**SPEAKER:** “Had God led us into the Land of Israel & not built for us the Temple.”

ALL READ: “It would have been enough for us!” (“Dayenu!”)

## Step 21: The Priestly Blessing

**ALL READ:**

The LORD bless you and keep you; The LORD make His face shine upon you and be gracious to you; The LORD lift up His countenance upon you and give you peace. (Numbers 6:24-26)

**SPEAKER- \_\_\_\_\_:**

Our Passover Seder is now complete, just as our redemption in Messiah is forever complete. Let us conclude with the traditional wish that we may celebrate Passover next year with Him in Jerusalem.

A

**ACTION:** All raise a glass and say „NEXT YEAR IN JERUSALEM!” (L’shana haba’ah, b’Yerushalayim)